
Fiqh- Grade 2

Contents Developed By:

Shia Ithna' Asheri Madressa

Madressa.net

Presented By:

www.IslamicBlessings.com

FIQH SYLLABUS CLASS 2 (5 YEARS OLD):

<u>Lesson</u>	<u>Topic</u>	<u>Date</u>	<u>Completed</u>
LESSON 1:	ALLAH		[]
LESSON 2:	I CAN'T SEE ALLAH		[]
LESSON 3:	ALLAH HAS NO BEGINNING OR END		[]
LESSON 4:	ALLAH IS THE STRONGEST AND MOST POWERFUL		[]
LESSON 5:	ALLAH CAN SEE AND HEAR EVERYTHING		[]
LESSON 6:	ALLAH DOES WHAT HE WANTS		[]
LESSON 7:	ALLAH KNOWS EVERYTHING		[]
LESSON 8:	ALLAH CAN MAKE ANYTHING TALK		[]
LESSON 9:	WUDHU - EXPLANATION		[]
LESSON 10:	SUNNAT ACTIONS OF WUDHU		[]
LESSON 11:	WAJIB ACTIONS OF WUDHU		[]
LESSON 12:	COMPLETE WUDHU – REVISION - THEORY		[]
LESSON 13:	COMPLETE WUDHU PRACTICAL DEMONSTRATION		[]
LESSON 14:	PRACTICAL WUDHU TEST: AZ-ZAHRA CERTIFICATE		[]
LESSON 15:	TASBEEH		[]

LESSON 2.1: ALLAH:

There is only one God and His name is ALLAH.

Who is Allah? He is the One:

- Who made us all and everything around us.
- Who looks after us
- Whom we ask for help.
- Whom we listen to.
- Whom we will go back.

Because Allah has done so much for us and given us so much we should remember Him before we start anything - by saying:

بِسْمِ اللَّهِ الرَّحْمَنِ الرَّحِيمِ

I begin in the name of Allah, the most Kind and the most Merciful.


When we say بِسْمِ اللَّهِ الرَّحْمَنِ الرَّحِيمِ, Allah helps us and it keeps Shaitan away from us so he cannot come and try to spoil what we are doing.

A story about بِسْمِ اللَّهِ الرَّحْمَنِ الرَّحِيمِ

A long time ago, there lived a man who always came late to school.

One day, his teacher, Syed Murtadha, asked him why he was always late.

He replied that it was because he had to catch a boat to cross the river to get to school, and the boat was always late.



His teacher told him that he was giving him a piece of paper with something special written on it and with this paper in his hand the man would be able to walk on the water, but he must not look at what was written on the paper.

The next day the man went to the river and with the paper in his hand he stepped onto the water and began to walk on the water. The man reached his school in time.

Every morning the man walked on the water and reached his school on time, until one day when he looked at what his teacher had written on the paper.

It said:

بِسْمِ اللَّهِ الرَّحْمَنِ الرَّحِيمِ

The man thought to himself: "**is that all it says**". He then took the paper and went to walk on the water but this time he began to sink. He tried and tried but could no longer walk on the water.

That day he arrived to school late because he again had to wait for the boat to take him across the river.

When his teacher saw that he was late again he said to him that because he had thought what was written on the paper was not very important, he could no longer walk on water.

بِسْمِ اللَّهِ الرَّحْمَنِ الرَّحِيمِ

is very powerful if you truly believe in it.

WORKSHEET 2.1: ALLAH:

بِسْمِ اللَّهِ الرَّحْمَنِ الرَّحِيمِ

(I begin in the Name of Allah, the Most Kind and the Most Merciful.)

Draw 3 things that you can start with: بِسْمِ اللَّهِ الرَّحْمَنِ الرَّحِيمِ

E.g.: Before you start your work:



LESSON 2.2: I CAN'T SEE ALLAH:

One day Hasan asked his mummy, **"Why can't I see Allah?"**

His mummy said, **"Allah is not a thing we can see. He has never been seen and will never be seen."**

Hasan asked, **"Mummy, if we can't see Allah, then how do we know He is really there?"**

Hasan's mummy smiled and told him to pinch himself. Hasan being a good Muslim boy did what his mummy told him to do without question.

"Ouch! That hurt me" he said as soon as he pinched himself.

His mummy started looking all over Hasan looking for something.

"What are you looking for mummy?" Hasan asked.

"I'm looking for the pain" she replied.

Hasan looked puzzled **"But mummy, you can't see the pain."**

His mummy smiled and said **"just as the pain is there even if you can't see it, Allah is also there although you can't see Him."**

Then she continued **"although you can't see Allah you can see all the things He has made - by looking at yourself and all around you."**



Our Holy Prophet Muhammad (s.a.w.) has told us that:

When you see the footprints of a camel in the sand, then you know that a camel has passed by; even though you cannot see the camel itself.

In the same way, when you see all the creations of Allah; you know He is there, even though you cannot see Him.


WORKSHEET 2.2: I CAN'T SEE ALLAH:

Can you SEE the pain when you pinch yourself?

Although you can't see the pain you know it's there - don't you?

Colour the picture below; then cover the camel with your hands, so that you can't see it anymore.

By seeing the footprints you know the camel has been there although you cannot see him.



Here are some creations of Allah so that you know He is there even though you cannot see Him.



LESSON 2.3: ALLAH HAS NO BEGINNING OR END:

Zahra couldn't understand what it meant that **Allah has no beginning or end**

Her mummy explained to her that:

- there was a time when she was not there,
- then she was born and that was the beginning of her.
- Then she grew and will carry on growing older,
- Then she will die and go back to Allah and that will be her end.

**So, Zahra,
Remember always,
that, Allah has no
beginning because
there was never a
time when He was
not there and Allah
has no end, because
there will never be a
time when He will not
be there**



**I understand
now Mummy
Thank you**

Allah was never born so He will not die.

Allah was always there and will always be there forever.

**Allah made everything but no one made Him because He was
always there.**

**Allah takes care of everyone and everything because He is always
there.**

WORKSHEET 2.3: ALLAH HAS NO BEGINNING OR END:


BEFORE	NOW	LATER
---------------	------------	--------------



Egg



Duckling




Duck

Allah has always been there, He is here now, and He will always be there forever.



Me as a baby



Me – Now



Me – older

Stick a photo of you as a baby in the first square, a picture of you now in the middle square and a picture of your mummy or daddy in the last square - as that is what you will probably look like when you get older

LESSON 2.4: ALLAH IS THE STRONGEST AND THE MOST POWERFUL.

Ali woke up one night from his sleep very scared.

When his mummy asked him what the matter was, he replied that he had had a nightmare about a big strong monster.

Ali wanted his superman toy in bed with him so that if the monster came back superman could fight him because he is so strong.



Ali's mummy told him that:

- instead of asking superman, who was not real,
- it would be better to ask Allah for help as **He is the strongest and is real.**



I understand now Mummy. Thank you

So, Ali, If Superman was real, he would not be stronger than Allah; because Allah gives everyone their strength

Allah made everything and has power over everything and everyone.



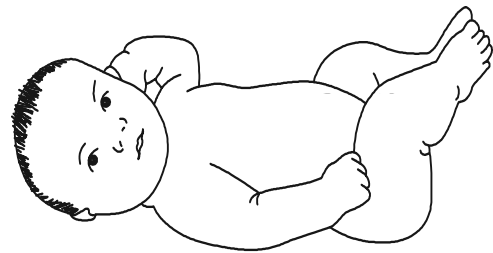

There is no one; and nothing stronger than Him; He is the strongest.

That is why we should only ask Allah for help because only He can really help us.

WORKSHEET 2.4: ALLAH IS THE STRONGEST AND MOST POWERFUL:

Who is the strongest? And who is the weakest?

Colour in the strongest in RED and the weakest in YELLOW:



LESSON 2.5: ALLAH CAN SEE AND HEAR EVERYTHING:

Zainab's mummy wanted to know if she really understood that Allah can see and hear everything.

So one day when Zainab came home from school, her mother gave her a big present and said: "Zainab you can only open this present in a place where no one can see you."

Zainab thought this would be very easy. She took the present and ran upstairs, but her father was there. So, she ran into the garden, but the birds were there. Then, she ran into the bathroom, but there was a spider there.

Zainab thought for a moment then she ran into a store cupboard under the stairs and she looked around. At last there was no one there.

She was just about to open the present when suddenly she remembered what her mummy had told her: **that Allah can see and hear everything.**

Zainab went back to her mummy without opening the present.



Allah can see and hear everything, but He does not use eyes or ears like we do.

There is nowhere that you can hide where Allah cannot see you.

There is nothing that you can say which Allah cannot hear, even if you whisper it ever so softly.

WORKSHEET 2.5: ALLAH CAN SEE AND HEAR EVERYTHING:


Who can see you everywhere? _____

Colour in the present Zainab's mummy gave her.



Zainab's mummy told her that she could open the present because she was such a clever girl.

Draw what you think was inside Zainab's present:



LESSON 2.6: ALLAH DOES WHAT HE WANTS:

Husain wanted a cat so he prayed to Allah; he was very upset when he didn't get one and he thought Allah was not listening to him.

One day Husain went to his friend's house, he was very excited as he had never been before and his friend had a pet cat.

Husain was playing with his friend's cat wishing that Allah would listen to him and let him get a cat, when suddenly he started feeling very ill. He began to cough and sneeze and was finding it very difficult to breathe.

He was rushed to hospital where the doctor gave him some medicine to make him feel better. When he was feeling better his mummy came to explain to him what had happened.

She told him that his body did not like something of the cat's, probably its hairs which cats tend to lose a lot of; and that Husain had probably got some of these hairs onto his body when he was playing with the cat.

Husain smiled. When his mummy asked him why; he replied that he had just realised that it is true that Allah listens to everyone and does only that which is good for you.

He told his mummy that he had been praying for a cat of his own for so long and because he had not got it he had thought Allah had not been listening to him, but really Allah had listened to him and because He knew that it was bad for Husain he had not make his wish come true.



Everything and everyone belongs to Allah, because He made everything. So, Allah does whatever He wants to do.

Whatever Allah does is always good. He never does anything evil.

WORKSHEET 2.6: ALLAH DOES WHAT HE WANTS:.

Husain had wished for a cat but did not get it as it was better for him not to.



Draw below something that you have wished for but not got.

A large empty rectangular box for drawing.

LESSON 2.7: ALLAH KNOWS EVERYTHING:

Fatima asked her mummy if she could go outside to play. Her mummy said she could but only after she cleared up her toys. It would be too late then, she wanted to go now.

She went upstairs to clear up her room. When she reached upstairs, she shut her room door so that her mother could not hear her and then quietly to herself started saying how horrible her mummy was.

She suddenly stopped because she had remembered that although her mummy could not hear her, Allah knew everything and could hear her and she was sure that Allah would not like what she was saying.

Fatima went to her mummy and gave her a big hug and told her how sorry she was, for being angry with her because she knew that she was just trying to teach her.



Nothing can be kept a secret from Allah.

He knows what you shout, what you whisper, even what you think and do not say out loud.

He knows when you are good and when you are bad.


He knows if you are telling the truth and when you are lying.

He knows when you are happy and when you are sad.

He knows when you need help and He helps you.

WORKSHEET 2.7: ALLAH KNOWS EVERYTHING:

Draw a picture of what you would do if your Mummy or Daddy told you to go and pray when you wanted to watch a video.



LESSON 2.8: ALLAH CAN MAKE ANYTHING TALK:

A perfect example of Allah making a non-living thing speak is:


The Story about, Prophet Muhammad (s.a.w.); and the pebbles:

The people of Makka asked Prophet Muhammad (s.a.w.) to prove that he was a Prophet.

Our last Prophet, Prophet Muhammad (s.a.w.) picked up some pebbles in his hand and all of a sudden in front of everyone the pebbles began to speak.

The pebbles said: "Muhammad is the messenger of Allah."

Everyone knows that pebbles are not alive and have no mouth and cannot speak but these pebbles could because Allah had commanded them to.



**Allah can make the trees talk, He can make the stones
talk,**

He can make anything talk; even if it is not alive.

Because

He made everything and He is the strongest.


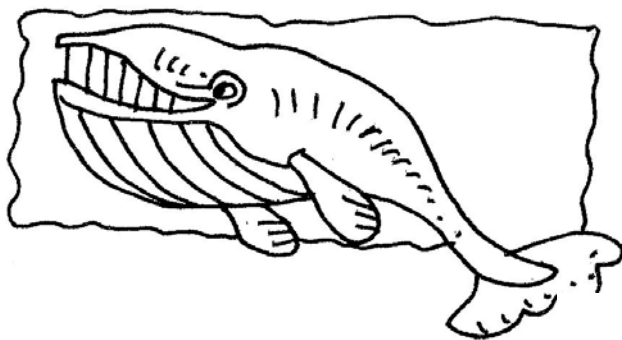
Allah can make anything talk.

WORKSHEET 2.8: ALLAH CAN MAKE ANYTHING TALK:

Tell your mummy and daddy the story of our Holy Prophet, Prophet Muhammad (s.a.w.) and the talking stones.

Allah can make anything talk:

Below are some examples of things that can talk if Allah wants them to. Colour them:



LESSON 2.9: WUDHU-EXPLANATION:

Wudhu was taught, by our Holy Prophet, Prophet Muhammad (s.a.w.), after he came back from Me'raj.

In Me'raj the Holy Prophet (s.a.w.) did Wudhu with the water from the river in Heaven.

Wudhu is the special way to wash yourself before you pray.

Wudhu is not only needed for Salaat but also for:

- Tawaf around the Kaa'ba
- Touching the writing of the Holy Qur'an
- Touching the names of Allah and the 14 Ma'sumeen

It is very good to do Wudhu:

- before you go to sleep
- before you go to the Imambara
- when you are angry (as it calms you down)
- In fact anytime at all.

Before doing Wudhu you should make sure that:

- the parts of Wudhu (face, arms, head, feet) are all Pak, **AND**
- there is nothing on them which would stop the water reaching it
E.g. Plaster, nail varnish, rings, etc

WORKSHEET 2.9: WUDHU EXPLANATION:

Draw a circle round those things that you **have to do** Wudhu for AND

A square around those things it is **good to do** Wudhu for.




Before reciting Qur'an




Before going to sleep



Before offering Salaat



Before going to the Mosque



Before Tawaf of Kaa'ba



When you become angry

Lesson 2.10: WUDHU- SUNNAT ACTIONS:

Wudhu is divided into:

- Sunnat actions **AND**
- Wajib actions.

Those actions that are Sunnat, do not have to be done, but if you do them you get a lot of Thawab.

Those actions that are Wajib, have to be done.

The Sunnat actions are:



Washing your hands twice



Gargling three times.



taking water into the nostrils three times.

WORKSHEET 2.10: SUNNAT ACTIONS:

The following are the Sunnat actions of Wudhu.

Colour them in and write how many times each one has to be done.



_____ times


_____ times.



_____ times.

LESSON 2.11: WAJIB ACTIONS OF WUDHU:

1st action of Wudhu = **Niyyat**.

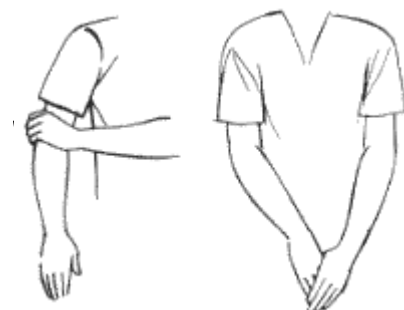


Niyyat must always be of Qurbatan ilallah.

2nd action of Wudhu = **Washing of the face:**



3rd action of Wudhu = **Washing of the arms:**



4th action of Wudhu: **Masah of the head:**



5th action of Wudhu: **Masah of the feet:**




WORKSHEET 2.11: WAJIB ACTIONS OF WUDHU:

Number the Wajib actions of Wudhu to show the right order and then colour them in:



LESSON 2.12: COMPLETE WUDHU – REVISION:



Washing Hands (Sunnat)



Gargling 3 times (Sunnat)

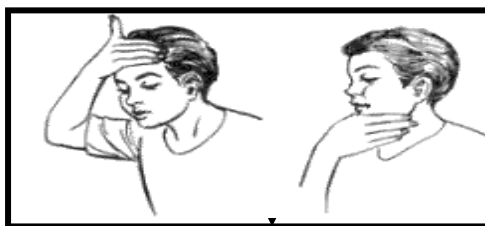


Washing Nose 3 times (Sunnat)


I am doing Wudhu for the pleasure of Allah, Qurbatan ilallah



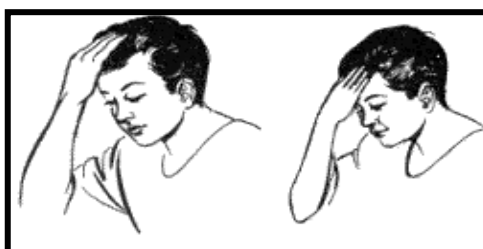
Niyyat (Wajib)



Washing of the face (Wajib)



Washing of the arms (Wajib)



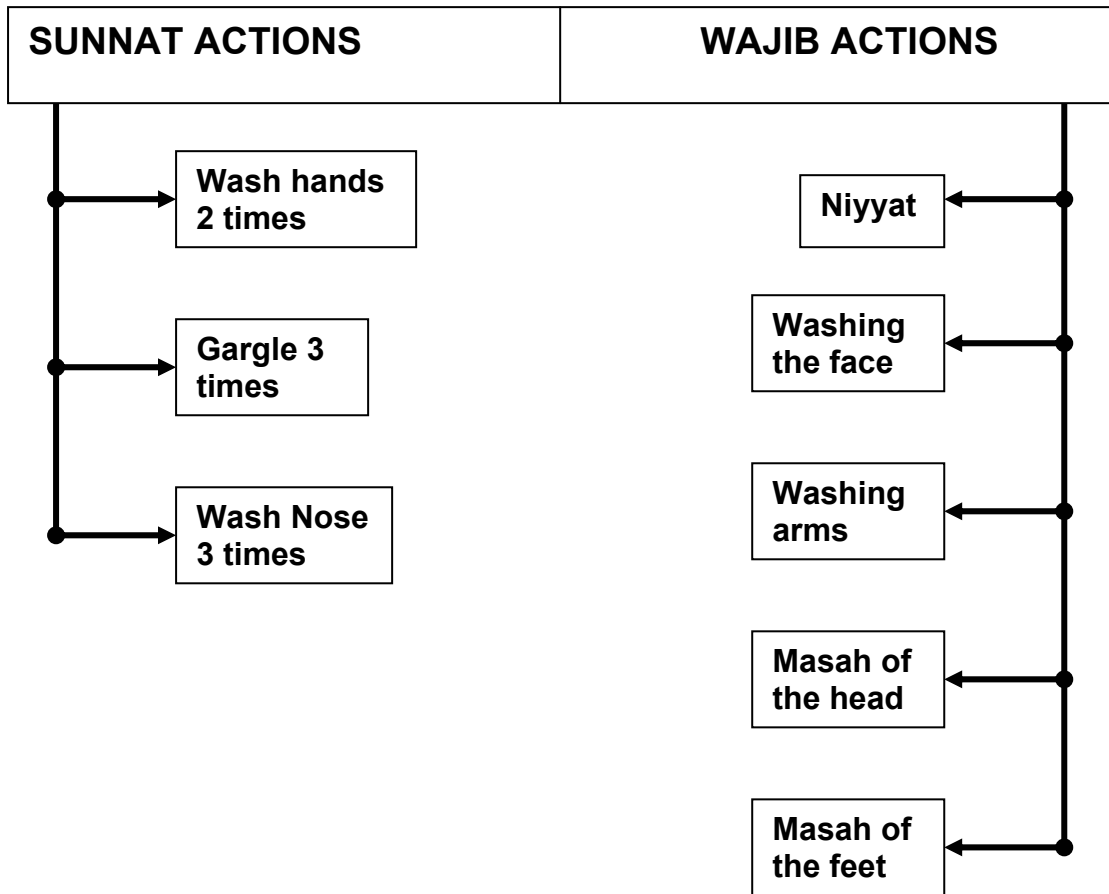
Masah of the head (Wajib)



Masah of the feet (Wajib)

LESSON 2.13: COMPLETE WUDHU: PRACTICAL DEMONSTRATION:

THE CHILD WILL BE TAKEN TO THE SINK TO OBSERVE THE DEMONSTRATION OF WUDHU – BOTH SUNNAT AND WAJIB ACTIONS.



LESSON 2.14: PRACTICAL WUDHU TEST – AZ-ZAHRA CERTIFICATE:

For the Practical Test, your child should know:

- All the Sunnat Actions of Wudhu,
- How many times each Sunnat action is done, **AND**
- All the Wajib Actions of Wudhu

_____ has been tested on the above requirements and has performed satisfactorily.

Signature of teacher:

Date

If the child has not passed the test satisfactorily the teacher should fill in the letter below.

Dear Parent,

Your child _____ was tested on Wudhu but did not know:

- All the Sunnat Actions of Wudhu,
- How many times each Sunnat action is done
- All the Wajib Actions of Wudhu

Please ensure that s/he knows the above for next week, so that s/he may receive their az-Zahra Certificate.

Signature of teacher

Date

LESSON 2.15: TASBEEH:

The Tasbeeh that we recite after our Salaat is known as the Tasbeeh of Bibi Fatima az-Zahra (a.s.), because, her father, our Holy Prophet (s.a.w.) gave it to her as a present.

Bibi Fatima (A) used to work very hard in her house.

Her father saw how hard she worked.

So one day he told her that he was going to give her something that would be better than anything else in the world.

He gave her '**Tasbeeh**'.

He told her that after every Salaat she should say:

اللَّهُ أَكْبَرُ = Allah is the Greatest : **34 times**

لِلَّهِ الْحَمْدُ = All praise is to Allah: **33 times**

سُبْحَانَ اللَّهِ = Glory to Allah: **33 times**

The Salaat is like a beautiful flower and the Tasbeeh of Bibi Fatima az-Zahra (a.s.) gives that beautiful flower a beautiful smell.


So after every Salaat we should recite the Tasbeeh of Bibi Fatima (a.s.) because we want our Salaat to be like a beautiful flower with a beautiful smell.



WORKSHEET 2.15: TASBEEH:

Colour the beads saying:

- 34 - Allahu Akbar,
- 33 - Alhamdulillah, **AND**
- 33 - Subhanallah



Fiqh Homework / Revision / Comments Chart

Date	Details	Parents / Teacher Signature
/ /08		
/ /08		
/ /08		
/ /08		
/ /08		
/ /08		
/ /08		
/ /08		
/ /08		
/ /08		
/ /08		
/ /08		
/ /08		
/ /08		
/ /08		
/ /08		
/ /08		
/ /08		
/ /08		
/ /08		
/ /08		
/ /08		
/ /08		
/ /08		
/ /08		
/ /08		